

# PAPER CUP CONTAINERS

## PAPER HOT CUPS

SINGLE-WALL PAPER CUPS

DOUBLE-WALL PAPER CUPS

## PAPER COLD CUPS

## PAPER HOT & COLD CUPS

## HOLDERS, SLEEVES, BAGS

## PAPER FOOD CONTAINERS

STANDARD PAPER FOOD CONTAINERS

HEAVY WEIGHT PAPER FOOD CONTAINERS





# SINGLE-WALL PAPER CUPS

VG single wall paper hot cups are made for serving hot beverages like coffee, tea, or cocoa.

Due to our state-of-the-art German forming machines, our cups feature a smooth rolled rim that ensures a leak proof lid fit.

We offered in a variety of sizes to suit multiple drinks and up to 6-color prints.



**80mm**  
3.15" Dia.



**8oz**

PHC08W-D80  
80 x 90  
1,000 PCS / CTN.  
CTN. SIZE (mm)  
416 x 334 x 440  
2.16 CU.FT.  
0.06 CBM  
9.1 KG / 20.0 LBS



**8oz PS LID**

PHCLID-D80B  
80 x 19  
1,000 PCS / CTN.  
CTN. SIZE (mm)  
427 x 344 x 262  
1.36 CU.FT.  
0.04 CBM  
3.7 KG / 8.1 LBS



**8oz PS LID**

PHCLID-D80W  
80 x 19  
1,000 PCS / CTN.  
CTN. SIZE (mm)  
427 x 344 x 262  
1.36 CU.FT.  
0.04 CBM  
3.5 KG / 7.6 LBS

**90mm**  
3.54" Dia.



**10oz**

PHC10W-D90  
90 x 94  
1,000 PCS / CTN.  
CTN. SIZE (mm)  
460 x 370 x 460  
2.76 CU.FT.  
0.08 CBM  
10.3 KG / 22.8 LBS



**12oz**

PHC12W-D90  
90 x 111  
1,000 PCS / CTN.  
CTN. SIZE (mm)  
460 x 366 x 546  
3.24 CU.FT.  
0.09 CBM  
11.5 KG / 25.4 LBS



**16oz**

PHC16W-D90  
90 x 134  
1,000 PCS / CTN.  
CTN. SIZE (mm)  
456 x 376 x 542  
3.28 CU.FT.  
0.09 CBM  
13.9 KG / 30.6 LBS



**20oz**

PHC12W-D90  
90 x 150  
600 PCS / CTN.  
CTN. SIZE (mm)  
460 x 280 x 570  
2.59 CU.FT.  
0.07 CBM  
9.8 KG / 21.7 LBS

All single and double wall paper cups share common lids



**10-20oz PS LID**

PHCLID-D90B / W  
90 x 20  
1,000 PCS / CTN.  
CTN. SIZE (mm)  
476 x 380 x 260  
1.66 CU.FT.  
0.05 CBM  
5.2 KG / 11.4 LBS



**10-20oz PP LID Closeable**

PHCPPLIDC-D90W  
90 x 21  
1,000 PCS / CTN.  
CTN. SIZE (mm)  
480 x 384 x 331  
2.15 CU.FT.  
0.06 CBM  
5.6 KG / 12.2 LBS



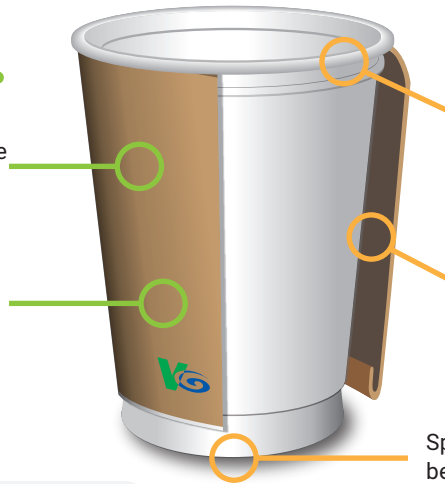
## DOUBLE-WALL PAPER CUPS

VG double-wall paper cup provides excellent heat insulation effects. The built-in thermal layer protects hands from heat and keeps drinks at appropriate temperature, and the outside of the cup comfortable to hold. The form-fitted sealing lid keeps beverages hotter longer and security.

## Comfortable

Distinguishingly smooth outer wrap makes for a perfect surface to print clear and unambiguous artwork.

Built-in thermal layer makes the outer surface smoothly & comfortable handhold feel and tactile impression for customers.



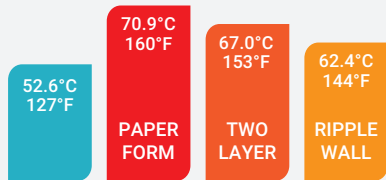
## Sturdy & Durable

Our secure and form-fitting lid creates a superior sealed barrier which helps prevent leaks.

The inner air space helps conserve heat within the contents of the cup, as well as maintaining a cool to the touch outer wall.

Special wider bottom design provides better stability for placement.

### MAXIMUM OUTSIDE SURFACE TEMPERATURE IN THE FIRST 3 MINUTES



Hot water initial temperature 91°C / 196°F  
ROOM TEMPERATURE : 25.4°C / 77.7°F

### THE BEST CHOICE FOR THE SUSTAINABLE GROWTH OF THE PREMIUM BEVERAGE SEGMENT

Branded coffee companies & chains  
Fast casual restaurants or C-stores  
Hotels & lodging, airlines, and sports arenas



#### 8oz

DWPHC08W-D80-V  
80 x 96  
500 PCS / CTN.  
CTN. SIZE (mm)  
416 x 336 x 512  
2.53 CU.FT.  
0.07 CBM  
8.0 KG / 17.6 LBS



#### 10oz

DWPHC10W-D90-V  
80 x 96  
500 PCS / CTN.  
CTN. SIZE (mm)  
466 x 376 x 450  
2.78 CU.FT.  
0.08 CBM  
8.7 KG / 19.2 LBS



#### 12oz

DWPHC12W-D90-V  
90 x 114  
500 PCS / CTN.  
CTN. SIZE (mm)  
466 x 376 x 536  
3.32 CU.FT.  
0.09 CBM  
10.3 KG / 22.7 LBS



#### 16oz

DWPHC16W-D90-V  
90 x 139  
500 PCS / CTN.  
CTN. SIZE (mm)  
466 x 376 x 590  
3.65 CU.FT.  
0.10 CBM  
11.9 KG / 26.2 LBS

All single and double wall paper cups share common lids



#### 8oz PS LID

PHCLID-D80B / W  
80 x 19  
1,000 PCS / CTN.  
CTN. SIZE (mm)  
427 x 344 x 262  
1.36 CU.FT.  
0.04 CBM  
3.7 / 3.5 KG - 8.1 / 7.6 LBS



#### 10-20oz PP LID Closeable

PHCPPLIDC-D90W  
90 x 21  
1,000 PCS / CTN.  
CTN. SIZE (mm)  
480 x 384 x 331  
2.15 CU.FT.  
0.06 CBM  
5.6 KG / 12.2 LBS



#### 10-20oz PS LID

PHCLID-D90B / W  
90 x 20  
1,000 PCS / CTN.  
CTN. SIZE (mm)  
476 x 380 x 260  
1.66 CU.FT.  
0.05 CBM  
5.2 KG / 11.4 LBS



## PAPER COLD CUPS

Whatever your beverage of choice, soda, juice, mixed drink or iced tea, VG paper cold cups are your best option. The double poly coating provides superior water resistance and high-gloss graphics capabilities. The combination of fresh wood fiber paper board and our state-of-the-art German machinery make for strong cup sidewalls and smooth rims for a leak-resistant lid fit. We offered in a variety of sizes to suit multiple drinks and up to 6-color prints.



## GENERIC / CUSTOM



### 7oz

PCC07W-D73  
73 x 81  
2,000 PCS / CTN.  
CTN. SIZE (mm)  
596 x 376 x 406  
3.21 CU.FT.  
0.09 CBM  
10.7 KG / 23.7 LBS



### 9oz

PCC09W-D75  
75 x 97  
2,000 PCS / CTN.  
CTN. SIZE (mm)  
636 x 406 x 412  
3.76 CU.FT.  
0.11 CBM  
13.9 KG / 30.7 LBS



### 12oz 80mm Dia.

PCC12W-D80  
80 x 118  
2,000 PCS / CTN.  
CTN. SIZE (mm)  
652 x 410 x 436  
4.11 CU.FT.  
0.12 CBM  
16.1 KG / 35.5 LBS



### 12oz 90mm Dia.

PCC12W-D90  
90 x 95  
1,000 PCS / CTN.  
CTN. SIZE (mm)  
460 x 370 x 436  
2.62 CU.FT.  
0.07 CBM  
9.3 KG / 20.6 LBS



### 14oz

PCC14W-D90  
90 x 112  
1,000 PCS / CTN.  
CTN. SIZE (mm)  
460 x 366 x 520  
3.09 CU.FT.  
0.09 CBM  
10.6 KG / 23.3 LBS



### 16oz

PCC16W-D90  
90 x 127  
1,000 PCS / CTN.  
CTN. SIZE (mm)  
452 x 372 x 538  
3.19 CU.FT.  
0.09 CBM  
11.7 KG / 25.9 LBS



### 22oz

PCC22W-D90  
90 x 168  
1,000 PCS / CTN.  
CTN. SIZE (mm)  
460 x 370 x 632  
3.80 CU.FT.  
0.11 CBM  
14.8 KG / 32.7 LBS



### 32oz

PCC32W-D103  
103 x 177  
600 PCS / CTN.  
CTN. SIZE (mm)  
536 x 430 x 490  
3.99 CU.FT.  
0.11 CBM  
14.2 KG / 31.3 LBS

## PAPER COLD CUP FLAT PS & PET LID



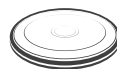
### 12oz PS LID

PCCLIDPS-F80  
80 x 7  
2,000 PCS / CTN.  
CTN. SIZE (mm)  
425 x 365 x 340  
1.86 CU.FT.  
0.05 CBM  
3.7 KG / 8.1 LBS



### 12-22oz PS LID

PCCLIDPS-F90  
90 x 7  
2,000 PCS / CTN.  
CTN. SIZE (mm)  
472 x 380 x 480  
3.05 CU.FT.  
0.09 CBM  
4.1 KG / 9.0 LBS



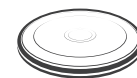
### 12-22oz PET LID

PCCLIDPET-F90  
90 x 8  
1,000 PCS / CTN.  
CTN. SIZE (mm)  
566 x 486 x 210  
2.04 CU.FT.  
0.06 CBM  
3.3 KG / 7.3 LBS



### 32oz PS LID

PCCLIDPS-F103  
103 x 8  
1,200 PCS / CTN.  
CTN. SIZE (mm)  
450 x 400 x 340  
2.16 CU.FT.  
0.06 CBM  
3.4 KG / 7.5 LBS



### 32oz PET LID

PCCLIDPET-F103  
103 x 8  
1,000 PCS / CTN.  
CTN. SIZE (mm)  
580 x 240 x 420  
2.06 CU.FT.  
0.06 CBM  
3.1 KG / 6.9 LBS



**12 oz**

PCHC12P-D90

90 x 111

1,000 PCS / CTN.

CTN. SIZE (mm)

460 x 366 x 546

3.24 CU.FT.

0.09 CBM

11.6 KG / 25.6 LBS



**16 oz**

PCHC16P-D90

90 x 134

1,000 PCS / CTN.

CTN. SIZE (mm)

456 x 376 x 542

3.28 CU.FT.

0.09 CBM

14.5 KG / 32.0 LBS



**22 oz**

PCHC22P-D90

90 x 167

1,000 PCS / CTN.

CTN. SIZE (mm)

460 x 370 x 632

3.80 CU.FT.

0.11 CBM

17.3 KG / 38.1 LBS

PERFECT FOR  
**HOT & COLD**  
BEVERAGE

These cups are protected with double-poly lining both inside and out. Ideal for both hot & cold drinks.

# DOUBLE-POLY LINED SINGLE WALL PAPER CUPS