

TAMPER EVIDENT PRODUCTS

RECTANGLES

HINGED LID CONTAINERS

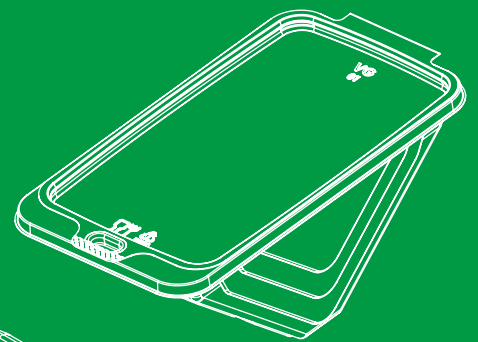
AUTO CLOSING MACHINE

7x6" HINGED LID CONTAINERS

DOME LID 4 CELL CONTAINER

HINGED SANDWICH WEDGE

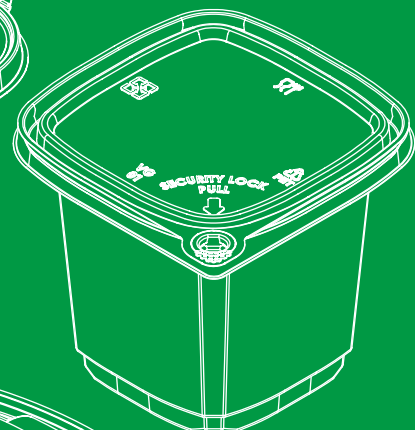
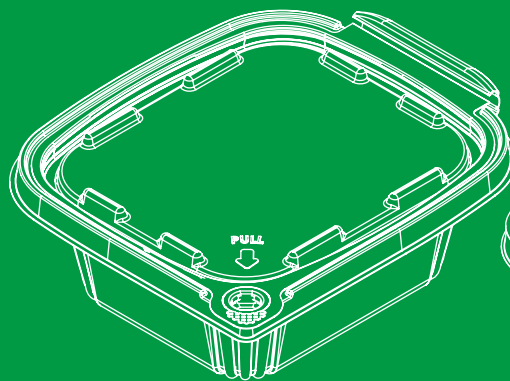
TRAY 9x13"7 CELL



SQUARES

SALAD BOWLS


DELI CONTAINERS



ROUNDS

HINGED LID ROUND BOWL

PARFAIT CUPS



**PERFECT FOR
WET & DRY
READY TO EAT
FOODS**

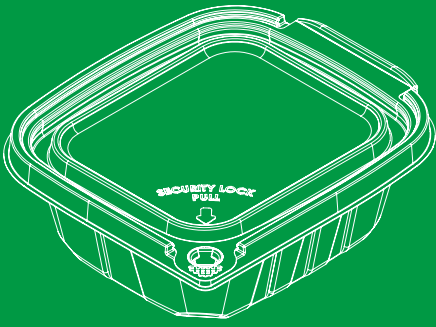


BUT-N-LOC[®]

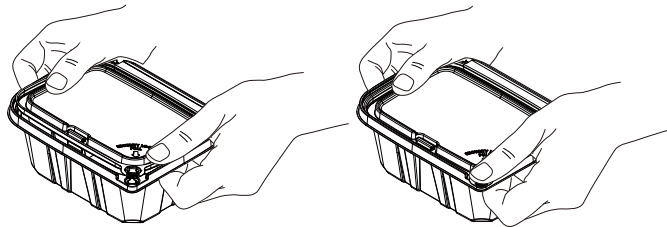
 PATENTED BUTTON LOCK DESIGN

TAMPER EVIDENT CONTAINER SERIES

- ✔ Original innovators of the button lock design
- ✔ Only tamper evident design that works with 1 piece hinged or 2 piece containers
- ✔ No sharp edges, no wasteful tear strips
- ✔ Available in RPET, Blended PET or PET
- ✔ High clarity and tight lid fit prevents leakage




HINGED LID TYPE



CLOSE THE LID

PUSH TO "LOC" BUTTON

CLOSE & OPEN



PULL THE TAB, BUTTON REMAINS

OPEN THE LID


 PATENTED BUTTON LOCK DESIGN

BUT-N-LOC®

The innovative tamper-resistant locking mechanism and seal ensures quality and eliminates the need for shrink bands and wrap labels.



LOCKED

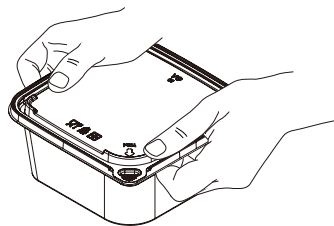


OPENED

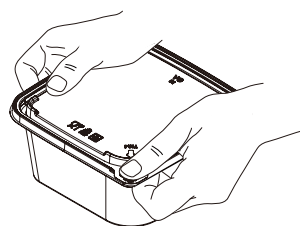


NO LEAK LID

The button "Loc" tab fastens to the top of the base. If tampered with prior to purchase the **BUT-N-LOC®** button will not be connected to the tab and a clean hole in the tab will be evident. The engineered tight parameter seal promises a leak resistant experience.

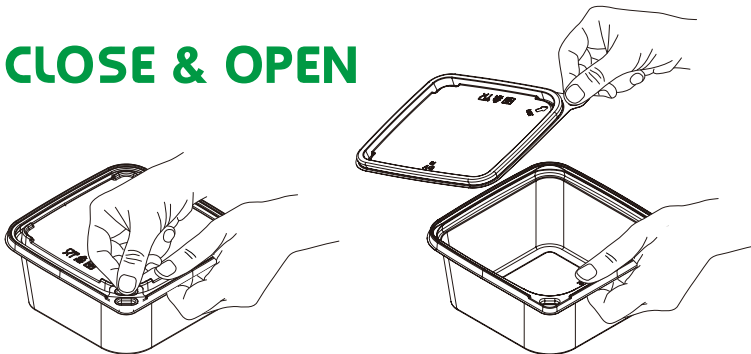


CLOSE THE LID



PUSH TO "LOC" BUTTON

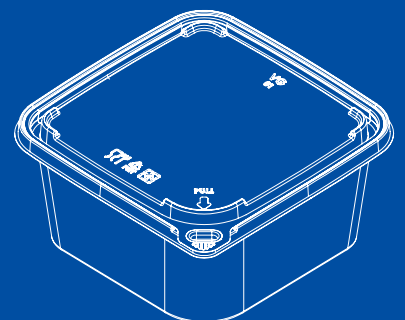
CLOSE & OPEN



PULL THE TAB, BUTTON REMAINS

OPEN THE LID

2 PIECES TYPE





**BUT-N-LOC. TAMPER EVIDENT
HINGED LID CONTAINERS**

These patented hinged containers provides superior security and enhances the look of product with their crystal clear clarity. Perfect for cold pasta, fruit salad, leafy green salad, nuts, snack mixes, candy, desserts, and more. Ideal for delis, supermarkets, C-stores, and wholesale clubs.

It can be made from post-consumer recycled PET (rPET), provide environmental benefits and meet customer demand for more sustainable food packaging.



4oz

RPTTE4AD
110 x 90 x 32
780 PCS / CTN.
CTN. SIZE (mm)
560 x 465 x 419
3.85 CU.FT.
0.11 CBM
8.7 KG / 19.1 LBS



6oz

RPTTE6AD
110 x 90 x 44
780 PCS / CTN.
CTN. SIZE (mm)
565 x 465 x 431
4.00 CU.FT.
0.11 CBM
11.0 KG / 24.3 LBS



8oz

RPTTE8AD
110 x 90 x 44
780 PCS / CTN.
CTN. SIZE (mm)
565 x 465 x 431
4.00 CU.FT.
0.11 CBM
11.0 KG / 24.3 LBS



8oz

RPTTE8
147 x 128 x 39
240 PCS / CTN.
CTN. SIZE (mm)
600 x 370 x 280
2.19 CU.FT.
0.06 CBM
4.8 KG / 10.7 LBS



8oz SMOOTH WALL

RPTTE8SW
147 x 128 x 39
280 PCS / CTN.
CTN. SIZE (mm)
600 x 370 x 280
2.19 CU.FT.
0.06 CBM
5.6 KG / 12.4 LBS



12oz

RPTTE12
147 x 128 x 51
240 PCS / CTN.
CTN. SIZE (mm)
600 x 380 x 280
2.25 CU.FT.
0.06 CBM
5.2 KG / 11.5 LBS



12oz SMOOTH WALL

RPTTE12SW
147 x 128 x 51
280 PCS / CTN.
CTN. SIZE (mm)
600 x 380 x 280
2.25 CU.FT.
0.06 CBM
6.0 KG / 13.1 LBS



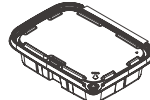
16oz

RPTTE16N
147 x 128 x 65
240 PCS / CTN.
CTN. SIZE (mm)
600 x 390 x 280
2.31 CU.FT.
0.07 CBM
6.2 KG / 13.7 LBS



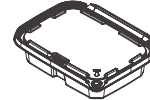
16oz SMOOTH WALL

RPTTE16SW
147 x 128 x 65
280 PCS / CTN.
CTN. SIZE (mm)
600 x 390 x 280
2.31 CU.FT.
0.07 CBM
7.4 KG / 16.2 LBS



20oz

RPTTE20N
189 x 150 x 46
200 PCS / CTN.
CTN. SIZE (mm)
605 x 395 x 325
2.74 CU.FT.
0.08 CBM
7.4 KG / 16.2 LBS



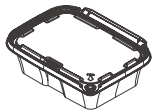
20oz SMOOTH WALL

RPTTE20NSW
189 x 143 x 46
220 PCS / CTN.
CTN. SIZE (mm)
605 x 395 x 325
2.74 CU.FT.
0.08 CBM
7.9 KG / 17.4 LBS



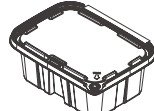
24oz

RPTTE24
189 x 145 x 57
200 PCS / CTN.
CTN. SIZE (mm)
600 x 395 x 350
2.93 CU.FT.
0.08 CBM
8.0 KG / 17.7 LBS



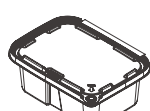
24oz SMOOTH WALL

RPTTE24SW
189 x 144 x 57
240 PCS / CTN.
CTN. SIZE (mm)
600 x 395 x 345
2.89 CU.FT.
0.08 CBM
9.4 KG / 20.8 LBS



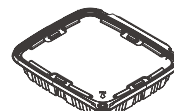
32oz

RPTTE32
189 x 144 x 70
200 PCS / CTN.
CTN. SIZE (mm)
600 x 395 x 355
2.97 CU.FT.
0.08 CBM
8.7 KG / 19.1 LBS



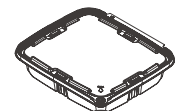
32oz SMOOTH WALL

RPTTE32SW
189 x 146 x 70
240 PCS / CTN.
CTN. SIZE (mm)
600 x 395 x 355
2.97 CU.FT.
0.08 CBM
10.1 KG / 22.3 LBS



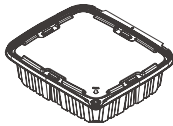
35oz

RPTTE35
223 x 201 x 46
134 PCS / CTN.
CTN. SIZE (mm)
455 x 425 x 455
3.11 CU.FT.
0.09 CBM
8.4 KG / 18.6 LBS



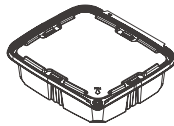
35oz SMOOTH WALL

RPTTE35SW
223 x 201 x 46
180 PCS / CTN.
CTN. SIZE (mm)
455 x 425 x 455
3.11 CU.FT.
0.09 CBM
11.0 KG / 24.2 LBS



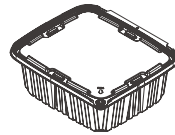
48oz

RPTTE48N
 223 x 201 x 60
 134 PCS / CTN.
 CTN. SIZE (mm)
 455 x 425 x 470
 3.21 CU.FT.
 0.09 CBM
 9.0 KG / 19.8 LBS




48oz SMOOTH WALL

RPTTE48SW
 223 x 201 x 60
 176 PCS / CTN.
 CTN. SIZE (mm)
 455 x 425 x 470
 3.21 CU.FT.
 0.09 CBM
 11.5 KG / 25.3 LBS



64oz

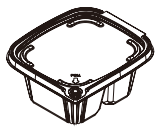
RPTTE64N
 223 x 200 x 77
 134 PCS / CTN.
 CTN. SIZE (mm)
 475 x 425 x 470
 3.35 CU.FT.
 0.09 CBM
 10.5 KG / 23.1 LBS



64oz SMOOTH WALL

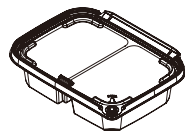
RPTTE64SW
 223 x 201 x 77
 164 PCS / CTN.
 CTN. SIZE (mm)
 475 x 425 x 470
 3.35 CU.FT.
 0.09 CBM
 12.6 KG / 27.8 LBS

2, 3, 4-COMPARTMENT CONTAINERS



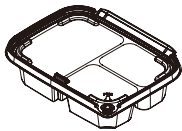
16oz 2 comp.

RPTTE16-2C
 147 x 128 x 65
 240 PCS / CTN.
 CTN. SIZE (mm)
 600 x 390 x 280
 2.31 CU.FT.
 0.07 CBM
 6.9 KG / 15.2 LBS



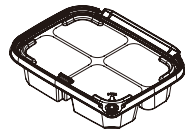
20oz 2 comp.

RPTTE20-2C
 189 x 147 x 48
 200 PCS / CTN.
 CTN. SIZE (mm)
 605 x 395 x 345
 2.91 CU.FT.
 0.08 CBM
 8.0 KG / 17.7 LBS



20oz 3 comp.

RPTTE20-3C
 189 x 147 x 48
 200 PCS / CTN.
 CTN. SIZE (mm)
 605 x 395 x 345
 2.91 CU.FT.
 0.08 CBM
 8.3 KG / 18.3 LBS




20oz 4 comp.

RPTTE20-4C
 189 x 147 x 48
 200 PCS / CTN.
 CTN. SIZE (mm)
 605 x 395 x 345
 2.91 CU.FT.
 0.08 CBM
 8.3 KG / 18.3 LBS



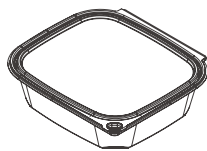


BUT-N-LOC. TAMPER EVIDENT 7x6" HINGED LID CONTAINERS




16oz

RPTTE76-16
181 x 163 x 34
348 PCS / CTN.
CTN. SIZE (mm)
557 x 340 x 576
3.85 CU.FT.
0.11 CBM
11.8 KG / 26.0 LBS



24oz

RPTTE76-24H
181 x 163 x 47
339 PCS / CTN.
CTN. SIZE (mm)
557 x 340 x 576
3.85 CU.FT.
0.11 CBM
13.7 KG / 30.2 LBS



32oz

RPTTE76-32H
181 x 163 x 66
315 PCS / CTN.
CTN. SIZE (mm)
557 x 340 x 580
3.88 CU.FT.
0.06 CBM
14.4 KG / 31.7 LBS

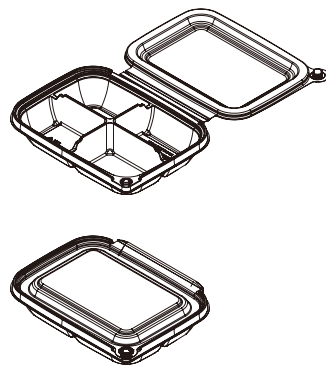


BUT-N-LOC. TAMPER EVIDENT DOME LID 4 CELL CONTAINER

With 4 cell easily separate different foods and ensure that flavors don't mix.

Hinge design ensures the base and lid remain attached and the dome lid provides more capacity.

Great choice for carrying a variety of foods. Ideal for delis, C-stores, supermarkets, and wholesale clubs.



16oz

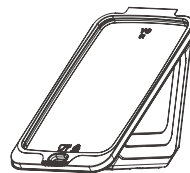
RPTTE16SP4C
189 x 143 x 38
460 PCS / CTN.
CTN. SIZE (mm)
609 x 392 x 604
5.09 CU.FT.
0.14 CBM
17.1 KG / 37.7 LBS



BUT-N-LOC. TAMPER EVIDENT HINGED SANDWICH WEDGE

VG's patented **But-N-Loc**® tamper evident hinged sandwich wedge is ideal for any sandwich shop, café, deli, or canteen.

The high-clarity material and contoured design ensures superb product visibility and attractive presentation for ready-made sandwich.



RPTTESW
142 x 101 x 129
250 PCS / CTN.
CTN. SIZE (mm)
525 x 395 x 360
2.64 CU.FT.
0.07 CBM
7.2 KG / 15.9 LBS

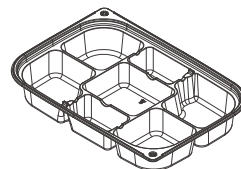


BUT-N-LOC. TAMPER EVIDENT TRAY 9x13" 7 CELL

This 7 compartment container is perfect for leaf or pasta salads, cut vegetables, cut fruit, nuts, candies and other specialty foods.


Tight lid fit eliminates leakage, extends shelf life and product freshness and sturdy design allows stacking and bulk display in store.

Lid design ensure various food products remain separate in sealed compartments.



PTTE913-7C
 350 x 270 x 55
 100 PCS / CTN.
 CTN. SIZE (mm)
 518 x 365 x 455
 3.04 CU.FT. / 0.09 CBM
 7.6 KG / 16.7 LBS

VENTED LID



PTTE913-7CLID-V
 350 x 270 x 10
 100 PCS / CTN.
 CTN. SIZE (mm)
 503 x 365 x 420
 2.72 CU.FT. / 0.08 CBM
 7.3 KG / 16.1 LBS



BUT-N-LOC

**TAMPER EVIDENT
SQUARE BOWLS**



These patented clear square bowls are perfect for leaf or pasta salads, cut vegetables, cut fruit, nuts, candies and other specialty foods. Ideal for delis, supermarkets, wholesale clubs, and C-stores. Crystal clear lids give the consumer a clear view before buying and they are also crack-resistant and spill-proof to ensure safe and stable handling. Black base available in custom option.

5.0" 127mm Dia.

Available in three ranges - 5" (small), 7.5" (Medium), and 9" (Large) in a variety of sizes and single, or 4 compartment options. The stack-ability of these square bowl may improve your shelf space utilization.



8oz

PTTESB5-08B
 127 x 127 x 41
 600 PCS / CTN.
 CTN. SIZE (mm)
 525 x 395 x 395
 2.89 CU.FT.
 0.08 CBM
 7.3 KG / 16.1 LBS



12oz

PTTESB5-12B
 127 x 127 x 56
 600 PCS / CTN.
 CTN. SIZE (mm)
 525 x 395 x 400
 2.93 CU.FT.
 0.08 CBM
 7.9 KG / 17.4 LBS



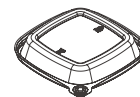
16oz

PTTESB5-16B
 127 x 127 x 73
 600 PCS / CTN.
 CTN. SIZE (mm)
 525 x 395 x 410
 3.00 CU.FT.
 0.08 CBM
 9.1 KG / 20.1 LBS



FLAT LID

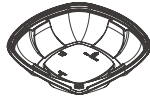
PTTESBFLID5B
 127 x 127 x 8
 600 PCS / CTN.
 CTN. SIZE (mm)
 495 x 375 x 350
 2.29 CU.FT.
 0.06 CBM
 6.9 KG / 15.2 LBS



DOME LID

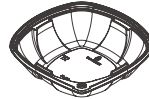
PTTESBDLD5B
 127 x 127 x 21
 600 PCS / CTN.
 CTN. SIZE (mm)
 495 x 375 x 340
 2.23 CU.FT.
 0.06 CBM
 6.9 KG / 15.1 LBS

7.5"
191mm Dia.



18oz

PTTESB75-18B
191 x 191 x 39
300 PCS / CTN.
CTN. SIZE (mm)
600 x 405 x 360
3.09 CU.FT. / 0.09 CBM
7.1 KG / 15.5 LBS



24oz

PTTESB75-24B
191 x 191 x 49
300 PCS / CTN.
CTN. SIZE (mm)
600 x 405 x 390
3.35 CU.FT. / 0.09 CBM
7.7 KG / 17.0 LBS



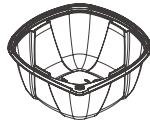
24oz 4 comp.

PTTESB75-24B-4C
191 x 191 x 49
300 PCS / CTN.
CTN. SIZE (mm)
600 x 405 x 390
3.35 CU.FT. / 0.09 CBM
7.7 KG / 17.0 LBS



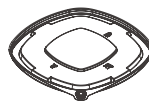
32oz

PTTESB75-32B
191 x 191 x 62
300 PCS / CTN.
CTN. SIZE (mm)
600 x 405 x 400
3.43 CU.FT. / 0.10 CBM
8.0 KG / 17.7 LBS



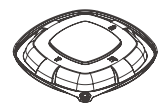
48oz

PTTESB75-48B
191 x 191 x 86
300 PCS / CTN.
CTN. SIZE (mm)
600 x 405 x 435
3.73 CU.FT. / 0.11 CBM
9.0 KG / 19.8 LBS



(18-48oz)

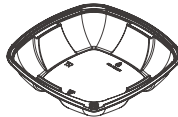
PTTESBFLID75B
191 x 191 x 10
300 PCS / CTN.
CTN. SIZE (mm)
565 x 385 x 355
2.73 CU.FT. / 0.08 CBM
6.4 KG / 14.0 LBS



(18-48oz)

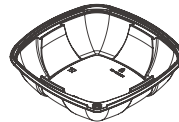
PTTESBDLID75B
191 x 191 x 24
300 PCS / CTN.
CTN. SIZE (mm)
565 x 385 x 350
2.69 CU.FT. / 0.08 CBM
6.4 KG / 14.0 LBS

9.0"
229mm Dia.



40oz

PTTESB9-40B
229 x 229 x 51
180 PCS / CTN.
CTN. SIZE (mm)
480 x 250 x 470
1.99 CU.FT. / 0.06 CBM
6.5 KG / 14.3 LBS



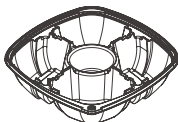
48oz

PTTESB9-48B
229 x 229 x 61
180 PCS / CTN.
CTN. SIZE (mm)
480 x 250 x 565
2.39 CU.FT. / 0.07 CBM
6.6 KG / 14.5 LBS



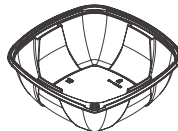
48oz 4 comp.

PTTESB9-48B-4C
229 x 229 x 61
180 PCS / CTN.
CTN. SIZE (mm)
480 x 250 x 565
2.39 CU.FT. / 0.07 CBM
6.6 KG / 14.5 LBS



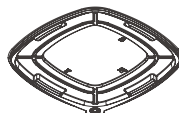
48oz 5 comp.

PTTESB9-48B-5C
229 x 229 x 57
180 PCS / CTN.
CTN. SIZE (mm)
480 x 250 x 563
2.38 CU.FT. / 0.07 CBM
7.1 KG / 15.7 LBS



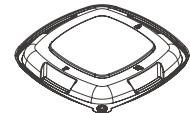
64oz

PTTESB9-64B
229 x 229 x 79
180 PCS / CTN.
CTN. SIZE (mm)
480 x 250 x 590
2.50 CU.FT. / 0.07 CBM
7.7 KG / 17.0 LBS



(40-64oz)

PTTESBFLID9B
218 x 218 x 11
180 PCS / CTN.
CTN. SIZE (mm)
480 x 250 x 475
2.01 CU.FT. / 0.06 CBM
6.0 KG / 13.1 LBS



(40-64oz)

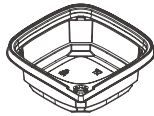
PTTESBDLID9B
218 x 218 x 35
180 PCS / CTN.
CTN. SIZE (mm)
480 x 250 x 455
1.93 CU.FT. / 0.05 CBM
5.9 KG / 13.0 LBS



**BUT-N-LOC[®] TAMPER EVIDENT
SQUARE DELI CONTAINERS**

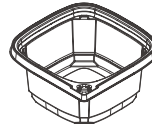
These patented clear containers are available in five base sizes: 8, 12, 16, 24 & 32oz with one common lid fit for all sizes. A recessed lid allows for stable stacking to maximize shelf space. Available in bulk and combo (base+lid) packs.

Perfect for cold, ready-to-eat foods, like: pasta salad, cut fruit, nuts and candy. Ideal for delis, C-stores, supermarkets, and wholesale clubs.



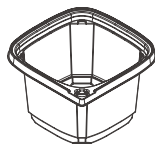
8oz 260ml

PTTESDC08
121 x 121 x 45
500 PCS / CTN.
CTN. SIZE (mm)
625 x 265 x 330
1.93 CU.FT. / 0.05 CBM
7.0 KG / 15.5 LBS



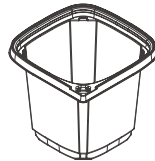
12oz 380ml

PTTESDC12
121 x 121 x 59
500 PCS / CTN.
CTN. SIZE (mm)
625 x 265 x 360
2.10 CU.FT. / 0.06 CBM
9.1 KG / 20.1 LBS



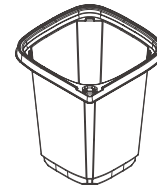
16oz 530ml

PTTESDC16
121 x 121 x 78
500 PCS / CTN.
CTN. SIZE (mm)
625 x 265 x 380
2.22 CU.FT. / 0.06 CBM
10.9 KG / 23.9 LBS



24oz 710ml

PTTESDC24
121 x 121 x 102
500 PCS / CTN.
CTN. SIZE (mm)
625 x 265 x 430
2.51 CU.FT. / 0.07 CBM
12.9 KG / 28.4 LBS



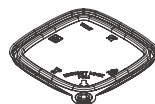
32oz 910ml

PTTESDC32
121 x 121 x 133
500 PCS / CTN.
CTN. SIZE (mm)
625 x 265 x 500
2.92 CU.FT. / 0.08 CBM
16.9 KG / 37.4 LBS



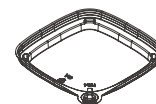
**LID
(8-32oz)**

PTTESDCLID
116 x 116 x 7
500 PCS / CTN.
CTN. SIZE (mm)
580 x 250 x 290
1.48 CU.FT. / 0.04 CBM
5.0 KG / 11.1 LBS



**LID VENTED
(8-32oz)**

PTTESDCLID-V
116 x 116 x 7
500 PCS / CTN.
CTN. SIZE (mm)
580 x 250 x 290
1.48 CU.FT. / 0.04 CBM
5.0 KG / 11.1 LBS



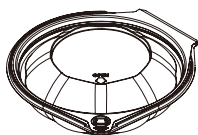
**LID RECESSED
(8-32oz)**

PTTESDCLID
116 x 116 x 7
500 PCS / CTN.
CTN. SIZE (mm)
580 x 250 x 295
1.51 CU.FT. / 0.04 CBM
5.0 KG / 11.1 LBS



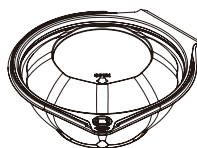
BUT-N-LOC. TAMPER EVIDENT HINGED LID ROUND BOWL

Perfect for leaf or pasta salads, cut vegetables, cut fruit, nuts, candies and other specialty foods. Crystal clear lids give the consumer a clear view before buying and they are also crack-resistant and spill-proof to ensure safe and stable handling. Deal for delis, supermarkets, wholesale clubs, and C-stores.



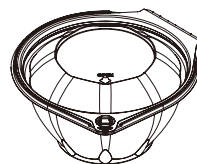
8oz

RPTTERBS08
149 x 301 x 42
372 PCS / CTN.
CTN. SIZE (mm)
611 x 316 x 573
3.90 CU.FT. / 0.11 CBM
8.1 KG / 17.8 LBS



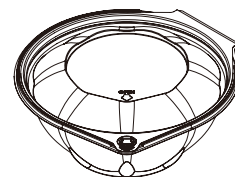
12oz

RPTTERBS12
149 x 301 x 55
364 PCS / CTN.
CTN. SIZE (mm)
611 x 316 x 575
3.92 CU.FT. / 0.11 CBM
8.8 KG / 19.5 LBS



16oz

RPTTERBS16
149 x 301 x 71
352 PCS / CTN.
CTN. SIZE (mm)
611 x 316 x 574
3.91 CU.FT. / 0.11 CBM
9.3 KG / 20.4 LBS



24oz

RPTTERBM24
178 x 359 x 69
194 PCS / CTN.
CTN. SIZE (mm)
613 x 374 x 381
3.08 CU.FT. / 0.09 CBM
8.4 KG / 18.5 LBS



BUT-N-LOC TAMPER EVIDENT FLAT PANEL PARFAIT CUPS

These cups are suitable for cut fruit, cut veggies, cookies, biscuits, yogurt parfaits and other snacks.

Fits into the center console cup holders of most cars. Besides, the flat panel design makes it easy to apply a label and have it lay flat.



9oz 278ml
RPTTEFPC-09
111 x 100 x 72
500 PCS / CTN.
CTN. SIZE (mm)
580 x 425 x 385
3.35 CU.FT.
0.09 CBM
11.2 KG / 24.7 LBS

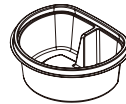


11oz 335ml
RPTTEFPC-11
111 x 100 x 88
500 PCS / CTN.
CTN. SIZE (mm)
580 x 425 x 410
3.57 CU.FT.
0.10 CBM
12.9 KG / 28.4 LBS



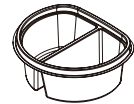
13oz 400ml
RPTTEFPC-13
111 x 100 x 108
450 PCS / CTN.
CTN. SIZE (mm)
580 x 425 x 400
3.48 CU.FT.
0.10 CBM
9.8 KG / 21.6 LBS

INSERT



4oz 120ml
RPTTEFPC-IN
94 x 81 x 36
1,200 PCS / CTN.
CTN. SIZE (mm)
501 x 319 x 315
2.18 CU.FT.
0.06 CBM
6.4 KG / 14.0 LBS

INSERT



4oz 110ml
RPTTEFPC-IN2
94 x 81 x 36
1,200 PCS / CTN.
CTN. SIZE (mm)
501 x 319 x 315
2.18 CU.FT.
0.06 CBM
8.3 KG / 18.3 LBS